



SOFFIT LOUVERS

WALL & CEILING SYSTEM





hello
we are

INDIA'S TOP
ARCHITECTS
RECOMMEND

BELKIN™
WALL | CEILING | FACADE

www.belkinindia.com



SOFFIT LOUVERS

WALL & CEILING SYSTEM

BELKIN
LOUVERS SOFFIT
PANEL COLLECTION



ABOUT US

Crafting Excellence Since 1998

At RJT Panels, we have been redefining exterior and architectural design for over two decades with our Premium Soffit Panel Solutions. Established in 1988, our journey began with a simple vision – to create products that combine durability, design, and innovation. Today, RJT Panels stands as a trusted name in the industry, known for delivering world-class quality and timeless aesthetics. Driven by craftsmanship and powered by advanced technology, we manufacture a wide range of Soffit Panels designed to enhance modern architectural spaces. From residential façades to large-scale commercial projects, our panels offer superior protection, refined appearance, and long-lasting performance.

BELKIN - A Modern Expression of Architectural Elegance

Introducing our Premium Louvers & Soffits Panel Collection, crafted to redefine spaces with a blend of style, strength, and sophistication. Designed for both interior and exterior applications, these panels bring a seamless balance of aesthetics and performance – making them the preferred choice for architects, designers, and premium home projects.

Elevate Every Space with Stylish Precision

Our louvers and soffit panels deliver a timeless linear look that enhances depth, adds texture, and creates a visually striking architectural statement. Each panel is engineered with precision to offer exceptional durability, all-weather resistance, and long-lasting beauty.

www.belkinindia.com

Custom Sizing - Perfect Fit. Premium Finish. Project-Ready.

Every project is unique – and so are its design requirements. That’s why our Soffit Louvers Panels are available with custom sizing options, engineered to deliver the perfect fit for your architectural vision. Whether it’s a large-scale facade, precise ceiling alignment, or a detailed interior feature wall, our customizable sizing ensures seamless installation, clean lines, and flawless design continuity.

YOU REQUIRE **30** FEET LONG


YOU REQUIRE **40** FEET LONG



Our custom sizing service ensures your project gets precision-crafted panels that not only elevate design but also simplify installation. Experience the freedom to create without limits – with Soffit & Louver Panels that fit perfectly every time.

Easy to Installation

Our Soffit Louvers Panel Collection offers endless possibilities for modern homes, stylish office spaces, and high-end commercial buildings. From creating warm natural tones to sleek metallic finishes, each design adds depth, definition, and architectural harmony to your project. Whether accentuating ceilings, highlighting entrances, or defining exterior elevations – our panels combine premium aesthetics with technical excellence, ensuring every project makes a lasting impression.



PRODUCTS FEATURES



FIRE RETARDANT

Engineered for safety, the panels resist fire, providing an added layer of protection to your spaces.




EASY TO INSTALL

features advance interlocking technology, enabling quick and seamless installation without professional expertise.



LIGHT WEIGHT

Designed for ease of handling and transportation, without compromising on durability and strength.



ADVANCE INTERLOCKING

Ensures a secure, seamless finish while simplifying the installation process for hassle-free results.



TERMITE RESISTANT

built to withstand termite attacks, ensuring long-lasting performance and peace of mind



RUST PROOF

Resistance to rust and corrosion, making it ideal for both indoor and outdoor applications.



WATERPROOF

Fully resistant to moisture, perfect for areas exposed to water, such as balconies and bathrooms.



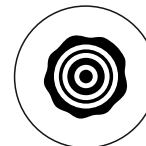
MOISTURE RESISTANT

Effectively prevents damage caused by humidity, making it suitable for damp environments.




NO PLY REQUIRED

Eliminates the need for additional plywood backing, reducing overall installation costs and effort.



REAL WOOD LOOK

Beautifully mimics the texture and appearance of real wood, offering elegance without the upkeep



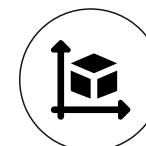
RECYCLABLE

A sustainable choice can be reused and is fully recyclable, contributing to environmental responsibility.



NO VOC EMISSION

Safe for indoor environments with zero volatile organic compound emissions, ensuring healthy living spaces.




SUATOM SIZING

Panels can be tailored in legths from 2m to more than 4m, providing flexibility for seamless intergration into any design.



IMPACT RESISTANCE

built to endure physical impacts, maintaining its structure and appearance over time.



ANTI BACETRIAL

inhibits bacterial growth, making it hygienic and suitable for health - sensitive areas



MAINTENANCE FREE

requires minimal upkeep, saving time and effort while retaining its aesthetic appeal

SOFFIT LOUVERS

WALL & CEILING SYSTEM

Every project is unique – and so are its design requirements. That's why our Soffit Louver Panels are available with custom sizing options, engineered to deliver the perfect fit for your architectural vision. Whether it's a large-scale façade, precise ceiling alignment, or a detailed interior feature wall, our customizable sizing ensures seamless installation, clean lines, and flawless design continuity.



Crafted for
Modern Architecture.
Designed to Last.

PRODUCT SIZING & SPECIFICATION

SYSTEM CLICK

A simple and quick way to connect panels on the wall ceiling.

3D Effect

Light plays in the folds of the panels, creating interesting chiaroscuro, and the joints appear darker, which further enhances the 3D effects.

Surface Easy to keep clean


The surfaces is easy to keep clean thanks to the special structure of the panels, on which dirt and dust does not settle.



Matt Finish



J TRIM



T TRIM



AVAILABLE TRIMS :

Our trims are the key to achieving a seamless and flawless look that radiates sophistication.



SOFFITS LOUVERS Shades

Our Soffit Louvers Panels deliver a timeless linear look that enhances depth, adds texture, and creates a visually striking architectural statement. Each panel is engineered with precision to offer exceptional durability, all-weather resistance, and long-lasting beauty.

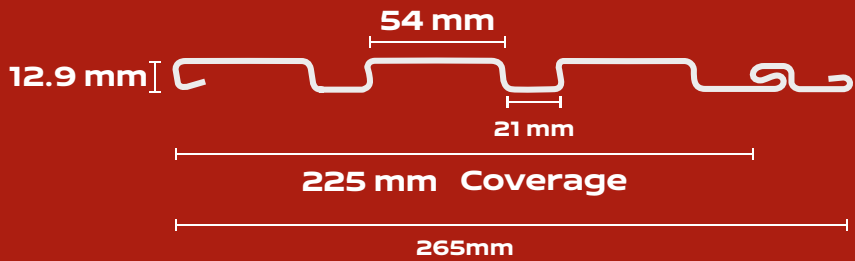
Key Features

- ✓ Premium Wood & Textured Finishes – Natural, elegant, and crafted for modern design aesthetics.
- ✓ Weather & UV Resistant – Perfect for exterior facades, balconies, ceilings, and outdoor structures.
- ✓ Termite & Moisture Resistant – Built to withstand harsh environments without compromise.
- ✓ Lightweight & Easy Installation – Designed for quick application with minimal maintenance.
- ✓ Versatile Design Applications – Suitable for homes, offices, retail stores, hospitality, and commercial spaces.
- ✓ Sustainable & Long-lasting – Crafted with eco-friendly materials and superior manufacturing standards.

PRODUCT DETAILS :

SIZING:


265mm X 3060mm



AVAILABLE IN :

11 Basic Shades
Louvers Collection

SOFFIT LOUVERS PANEL



OAK WOOD OCRE

SHADE CODE : 30

PRODUCT CODE : 103



ASH WOOD GREY

SHADE CODE : 34

PRODUCT CODE : 103



ARTISAN OAK

SHADE CODE : 32

PRODUCT CODE : 103



IMPERIAL NUT

SHADE CODE : 31

PRODUCT CODE : 103



MAHOGANY

SHADE CODE : 28

PRODUCT CODE : 103



ROYAL NUT

SHADE CODE : 33

PRODUCT CODE : 103



STATUARIO

SHADE CODE : 61


PRODUCT CODE : 103



ARMANI GREY

SHADE CODE : 62


PRODUCT CODE : 103



ARGENTO

SHADE CODE : 66

PRODUCT CODE : 103



RAME

SHADE CODE : 68

PRODUCT CODE : 103



ORO

SHADE CODE : 67

PRODUCT CODE : 103



SOFFIT LOUVERS PANEL

BELKIN™
WALL | CEILING | FACADE

**OAK WOOD
OCRE**

SHADE CODE : 30

PRODUCT CODE : 103





SOFFIT LOUVERS PANEL

BELKIN™
WALL | CEILING | FACADE

**ASH WOOD
GREY**

SHADE CODE : 34

PRODUCT CODE : 103





SOFFIT LOUVERS PANEL

BELKIN™
WALL | CEILING | FACADE

ARTISAN OAK

SHADE CODE : 32

PRODUCT CODE : 103






SOFFIT LOUVERS PANEL

BELKIN™
WALL | CEILING | FACADE

IMPERIAL NUT

SHADE CODE : 31

PRODUCT CODE : 103





SOFFIT LOUVERS PANEL

BELKIN™
WALL | CEILING | FACADE

STATUARIO

SHADE CODE : 61

PRODUCT CODE : 103





SOFFIT LOUVERS PANEL

BELKIN™
WALL | CEILING | FACADE

MAHAGANY

SHADE CODE : 28

PRODUCT CODE : 103





SOFFIT LOUVERS PANEL

BELKIN™
WALL | CEILING | FACADE

**ARMANI
GREY**

SHADE CODE : 62

PRODUCT CODE : 103






SOFFIT LOUVERS PANEL

BELKIN™
WALL | CEILING | FACADE

ROYAL NUT

SHADE CODE : 33

PRODUCT CODE : 103





SOFFIT LOUVERS PANEL

BELKIN™
WALL | CEILING | FACADE

ARGENTO

SHADE CODE : 66

PRODUCT CODE : 103





SOFFIT LOUVERS PANEL

BELKIN™
WALL | CEILING | FACADE

RAME

SHADE CODE : 68

PRODUCT CODE : 103





SOFFIT LOUVERS PANEL

BELKIN™
WALL | CEILING | FACADE

ORO

SHADE CODE : 67

PRODUCT CODE : 103







RJT PANELS PRIVATE LIMITED

G-4, One 45, Opp. Taj Vivanta Hotel, Sola Bhagvat Circle,
S.G. Highway, Ahmedabad, Gujarat- 380060, INDIA.

m | +91 90334 40620

e | info@belkinindia.com

Connect with us :  [belkin_india](#)  [Belkinindia](#)  [belkin_india](#)
